
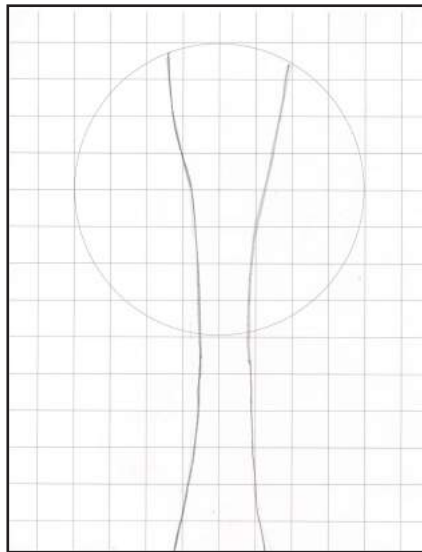


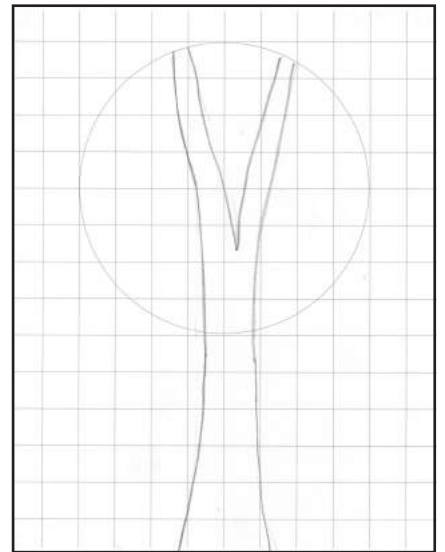
# Draw a Circle Grid Tree




1. Print the template on page 3.




2. Draw two tree lines as shown.




3. Add a V shape inside.



4. Draw more branches in the circle.



5. Trace with a black marker.



6. Fill the inside with black.



7. Color the inside with warm colors.



8. Color bottom with green squares.



9. Fill the sky with blue squares.



# Circle Grid Tree

